

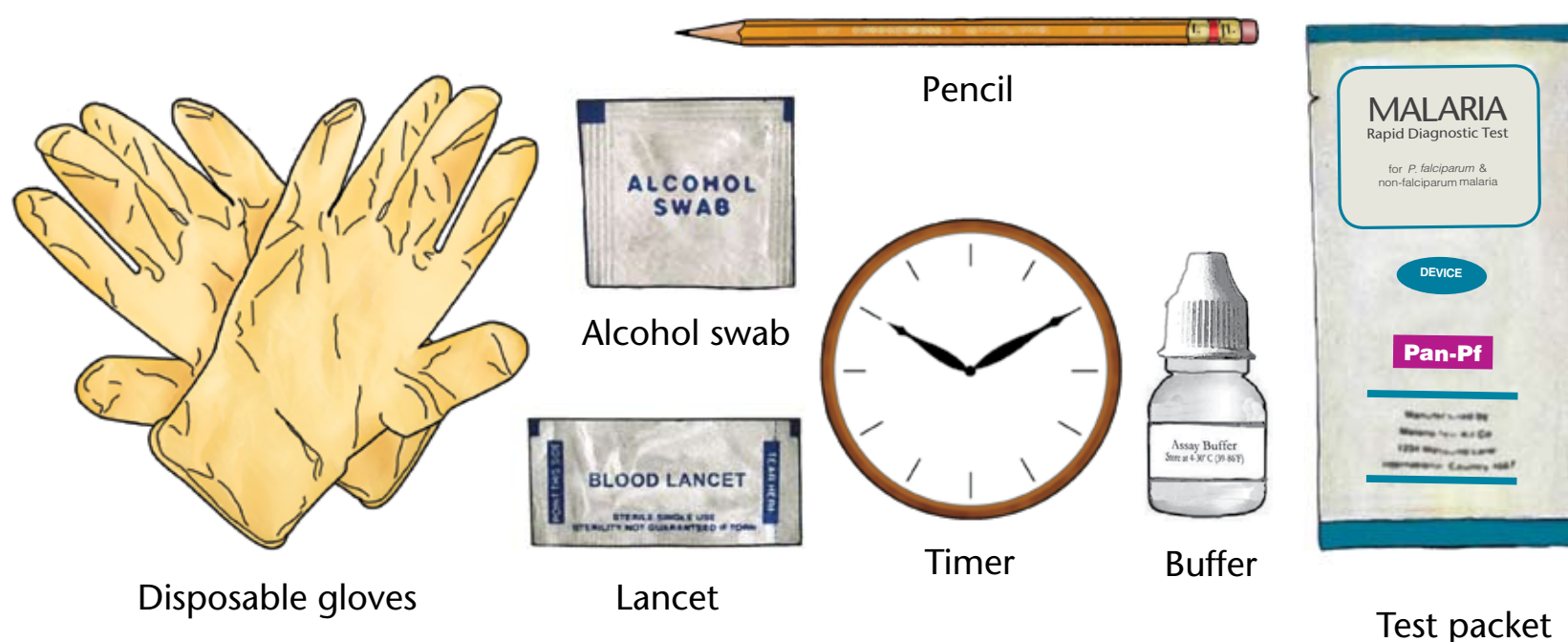
How To Do the Rapid Test for Malaria

Modified for training in the use of the **Generic Pan-Pf Test** for falciparum and non-falciparum malaria



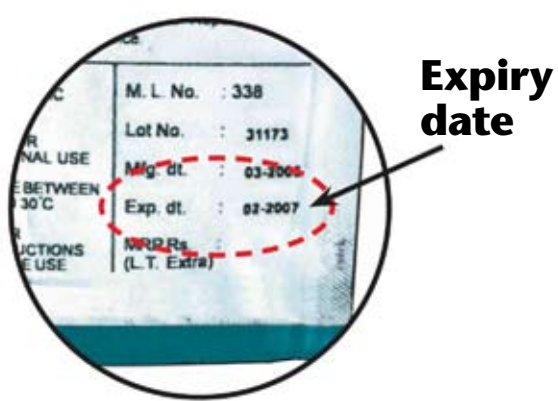
Collect:

- NEW unopened test packet
- NEW unopened alcohol swab
- NEW unopened lancet
- NEW pair of disposable gloves
- Buffer
- Timer
- Sharps box
- Pencil or pen



READ THESE INSTRUCTIONS CAREFULLY BEFORE YOU BEGIN.

- 1.** Check the expiry date on the test packet.

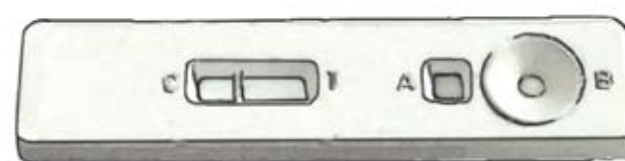


Expiry date

- 2.** Put on the gloves. Use new gloves for each patient.



- 3.** Open the packet and remove:



- Test
- Capillary tube
- Desiccant sachet

- 4.** Write the patient's name on the test.



- 5.** Open the alcohol swab. Grasp the 4th finger on the patient's left hand. Clean the finger with the alcohol swab. Allow the finger to dry before pricking.



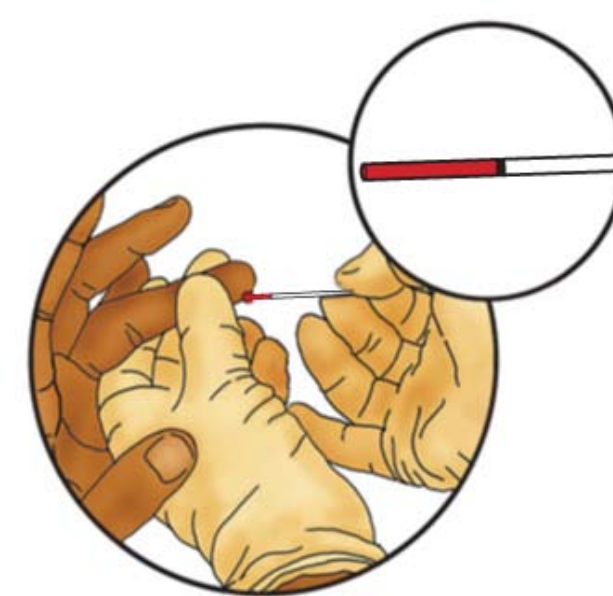
- 6.** Open the lancet. Prick patient's finger to get a drop of blood. Do not allow the tip of the lancet to touch anything before pricking the patient's finger.



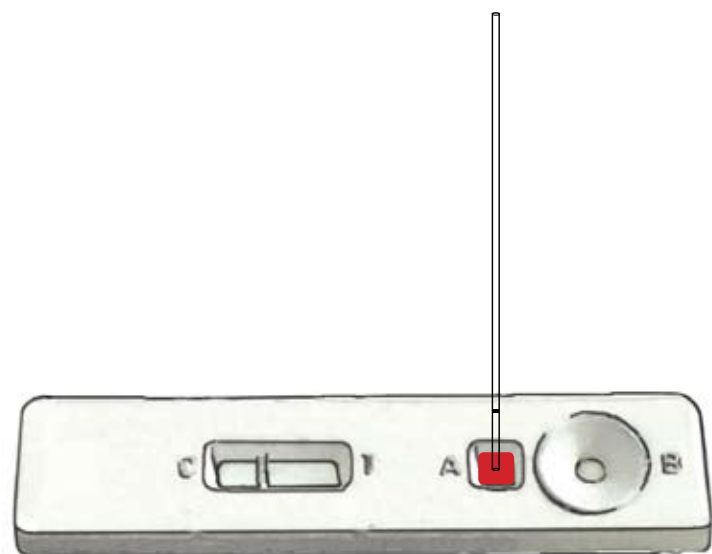
- 7.** Discard the lancet in the Sharps Box immediately after pricking finger. **Do not set the lancet down before discarding it.**



- 8.** Use the capillary tube to collect the drop of blood.



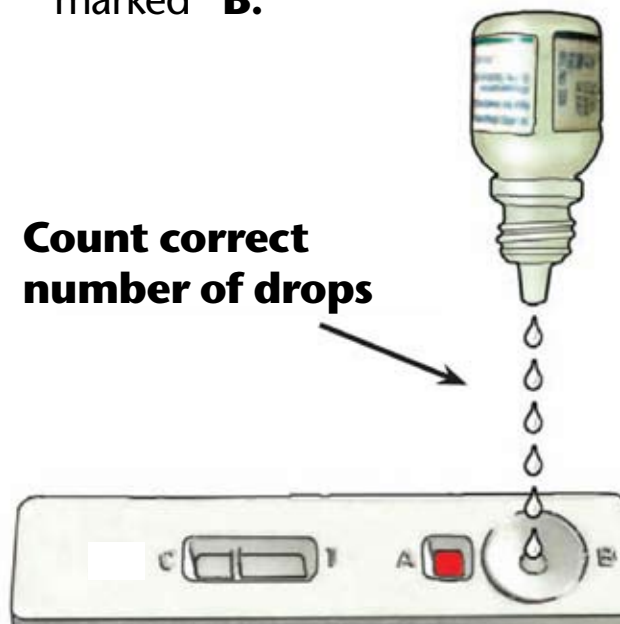
- 9.** Use the capillary tube to put the drop of blood into the square hole marked "A."



- 10.** Discard the capillary tube in the Sharps Box.



- 11.** Add buffer into the round hole marked "B."



Count correct number of drops

- 12.** Wait **15 minutes** after adding buffer.

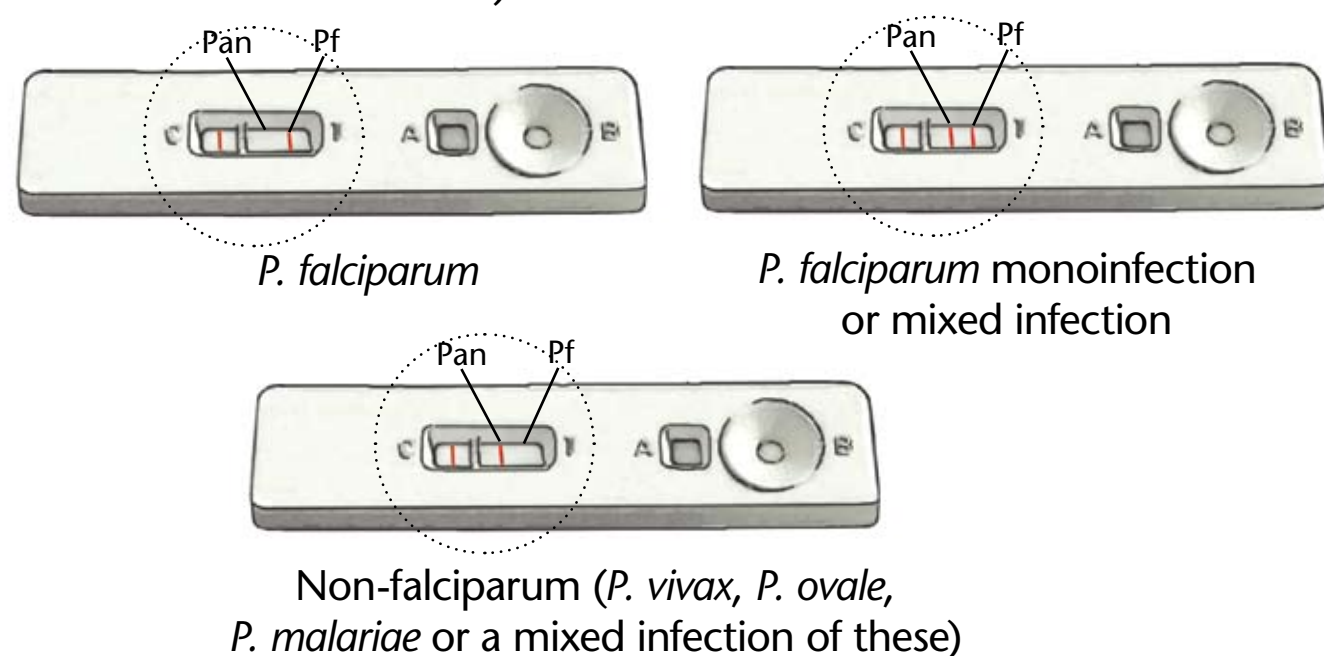


- 13.** Read test results. **(NOTE: Do not read the test sooner than 15 minutes after adding the buffer. You may get FALSE results.)**

- 14.** How to read the test results:

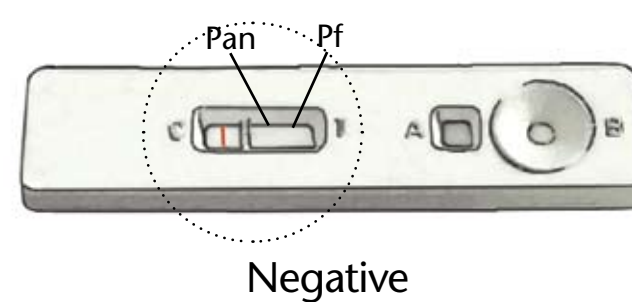
POSITIVE

A line near letter "C" followed by **ONE OR TWO LINES** near letter "T" means the patient is positive for malaria as shown below. (Test is positive even if the test lines are faint.)



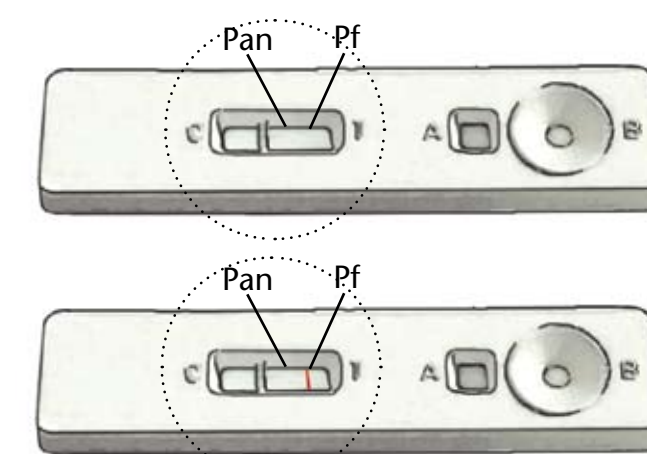
NEGATIVE

A line near letter "C" followed by **NO LINES** near letter "T" means the patient **DOES NOT** have either falciparum malaria or non-falciparum malaria.



INVALID RESULT

NO LINE near letter "C" and one or two lines or no line near letter "T" means the test is **INVALID**.



Repeat the test using a new RDT if no control line appears.

If no line appears near the letter "C," repeat the test using a **NEW unopened** test packet and a **NEW unopened** lancet.

- 15.** Dispose of the gloves, alcohol swab, desiccant sachet and packaging in a non-sharps waste container.



- 16.** Record the test results in your CHW register. Dispose of cassette in non-sharps waste container.



NOTE: Each test can be used **ONLY ONE TIME**. Do not try to use the test more than once.

